















## STUDLEY CAMPUS

- |   |  |  |   |
|---|--|--|---|
|  Building not accessible               |  Ground floor of building accessible only |  Entrance with ramp                 |  Bus Transit   |
|  Full access to all floors in building |  Accessible washroom within building      |  Ramp slope over 10%                |  Hospitals   |
|  Building mostly accessible            |  Entrance suitable for wheelchair access  |  Accessible parking space available |  Blue Light Pole to contact Dalhousie Emergency Services |